

Dyscalculia


LT TA2

Creation of a learning video

Helene Lindenthal



Overview of how to create a learning video



How to create your own video

<https://www.youtube.com/watch?v=52NjAAvxqXg>



https://www.youtube.com/watch?v=cLLuuV_57JY



<https://www.canva.com/>



Overview of how to create a learning video



1. Choose your content
 - a) About dyscalculia in each partner country
 - b) Why support of dyscalculic students in Europe is important
2. Make an outline, storyboard, or script
3. Plan an appropriate length
 - a) No longer than 2 min.
4. Decide on record device
 - a) Mobile phone, camera, laptop, etc.





5. Set up your set and shoot
 - a) Separate rooms, outdoors, etc.

6. Edit in a tool
 - a) Check languages (English and partner language)
 - b) Tools: Canva, Videoscribe, PowerPoint, etc.

7. Save video (mp4 format)


Discussion



The European Commission support for the production of this publication does not constitute an endorsement of the contents which reflects the views only of the authors, and the Commission cannot be held responsible for any use which may be made of the information contained therein.



Contact



Warburger Str. 100
DE-33098 Paderborn
Web www.uni-paderborn.de/en

Prof. Dr. Marc Beutner

Professor and Head of Chair of Business and
Human Resource Education II
Faculty of Economics

Office Q1.441

Telephone +49 5251 60-2367

E-Mail marc.beutner@uni-paderborn.de

Helene Lindenthal

Research Assistant
Faculty of Economics
Chair of Business and Human Resource
Education II

Office Q1.451

Telephone +49 5251 60-5010

E-Mail helene.lindenthal@uni-paderborn.de



The European Commission support for the production of this publication does not constitute an endorsement of the contents which reflects the views only of the authors, and the Commission cannot be held responsible for any use which may be made of the information contained therein.



Co-funded by
the European Union